

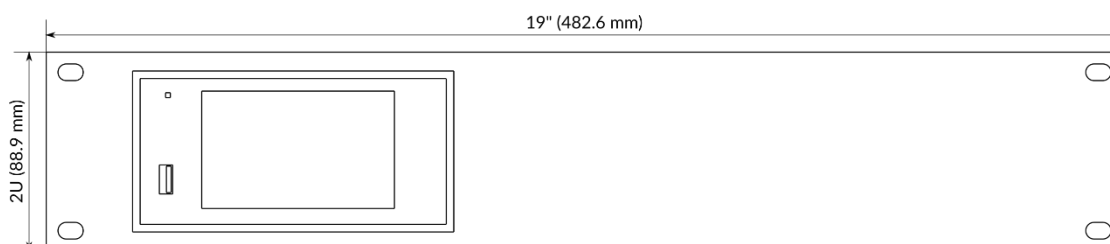
# DL2/RACK 19", FP4/RACK 19"

Panel kit for DL2 data logger/FP4 flow totalizer




- Dedicated to the DL2 data logger/FP4 flow totalizer
- Rack assembly (19")
- Example elements of the kit (option of customized configuration):
  - DL2 data logger/FP4 flow totalizer
  - Up to 2 I/O modules (IN6RTD module is recommended for Pt100 sensors) – only DL2 data logger
  - Temperature sensors (e.g.. Pt100)
  - Relays
  - Fuse
  - Switching power supply 230 VAC / 24 VDC (25 W)
  - TS-35 rail (for mounting a power supply, relays or fuse)
  - Panel board rack 19", 2U (482.6 mm x 88.9 mm)

## MECHANICAL INSTALLATION



The kit should be mounted with four screws (mounting points are located in the corners of the panel board). The kit can be installed inside server cabinets.

## ELECTRICAL INSTALLATION



The DL2/FP4 device can be supplied using the delivered power supply (typical power supply: 230 VAC / 24 VDC switching power supply, the device can be supplied from 24 VDC source). Local regulations may require installation of an external fuse and circuit breaker.

The power supply, fuse and relays can be mounted on the TS-35 rail located at the back of the board.

Presented elements are an example of the kit configuration.

Detailed information about the connection and operation of the DL2/FP4 device can be found in the User's Manual delivered with the device.

## TECHNICAL SPECIFICATIONS

Panel board	
Type	Rack
Material	Powder coated steel
Dimensions	19", 2U (482.6 mm x 88.9 mm)

Environmental conditions	
Ambient temperature	0 .. +50 °C or 0 .. +40 °C depends on the DL2 device hardware configuration <sup>(1)</sup>
Storage temperature	-30 .. +70 °C
Installation location	Indoor <sup>(2)</sup>


<sup>(1)</sup>If in DL2 device module IN6I(24V) or IN2RS485(24V) is installed and operating as a power supply source for external devices, ambient temperature is limited to 0 .. +40 °C. In all other configurations the ambient temperature range is 0 .. +50 °C.

<sup>(2)</sup>The kit can be installed inside server cabinets.

Power Supply	
Input voltage	100 .. 240 VAC 50/60 Hz
Output voltage	24 VDC
Power supply	25 W

## NOTES

In the case of a different configuration of the kit than described, contact the Manufacturer to verify the parameters and match the elements to the application.



Data sheet version: 190826EN